


Light Sensor LS-12



© Copyright. All rights reserved.

PLYMOVENT AB

Föreningsgatan 37, S-211 52 Malmö, Sweden
Tel. +46 40 30 31 30, Fax +46 40 30 31 40
www.plymovent.com, info@plymovent.se

PLYMOVENT LTD

Marley Way, Southam Rd, Banbury OX16 2RA, England
Tel. (01295) 25 93 11, Fax (01295) 27 17 50
www.plymovent.com, info@plymovent.co.uk

The LS-12 is designed to be used with the Energy Saver and Automatic Damper as a complement or an alternative to using the inductive sensor clamp. It is ideal for gas welding or gas cutting where no magnetic field can be detected.

PLYMOVENT[®]
INTELLIGENT PROCESS VENTILATION[™]

Light Sensor LS-12

The LS-12 is designed to be used with the Energy Saver and Automatic Damper as a complement or an alternative to using the inductive sensor clamp. It is ideal for gas welding or gas cutting where no magnetic field can be detected.

The difference between an inductive sensor and a light sensor is that the inductive sensor reacts to the magnetic field created by the welder's electric cable, whereas the light sensor reacts to small beams of light. It "sees" the change of light when someone starts or stops welding and automatically operates the fan or damper.

The light sensor can be connected in parallel to the inductive sensor which will make it possible to work with different methods.

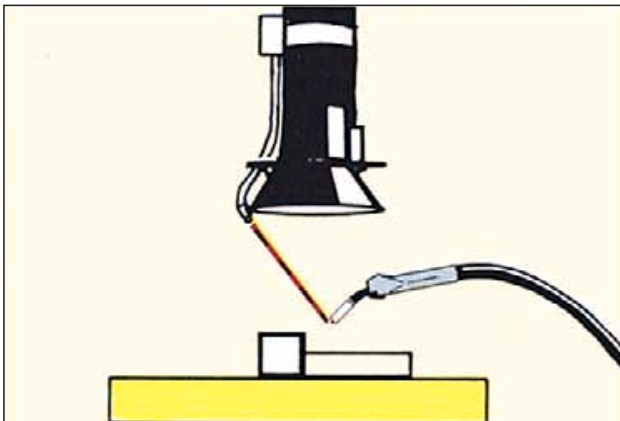
Prod. no. LS-12.

PlymoVent offers you a clean working environment at the right price.

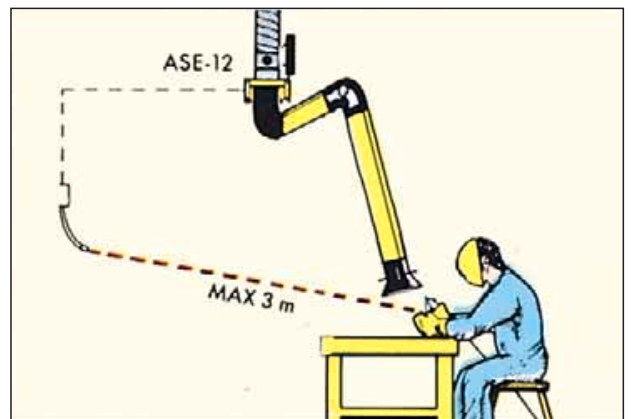


**Light Sensor LS-12.
One look is enough**

TECHNICAL DATA



The light sensor is mounted close to the hood of the extractor. It is connected to Energy Saver ES-90 which operates the fan or, in a central system, the Automatic Damper ASE-12.



Light sensor wall mounted. Maximum distance between sensor and welding operation is 3 metres. The LS-12 is connected to the Automatic Damper ASE-12 which opens and closes the airflow from the central fan or connected to the ES-90.